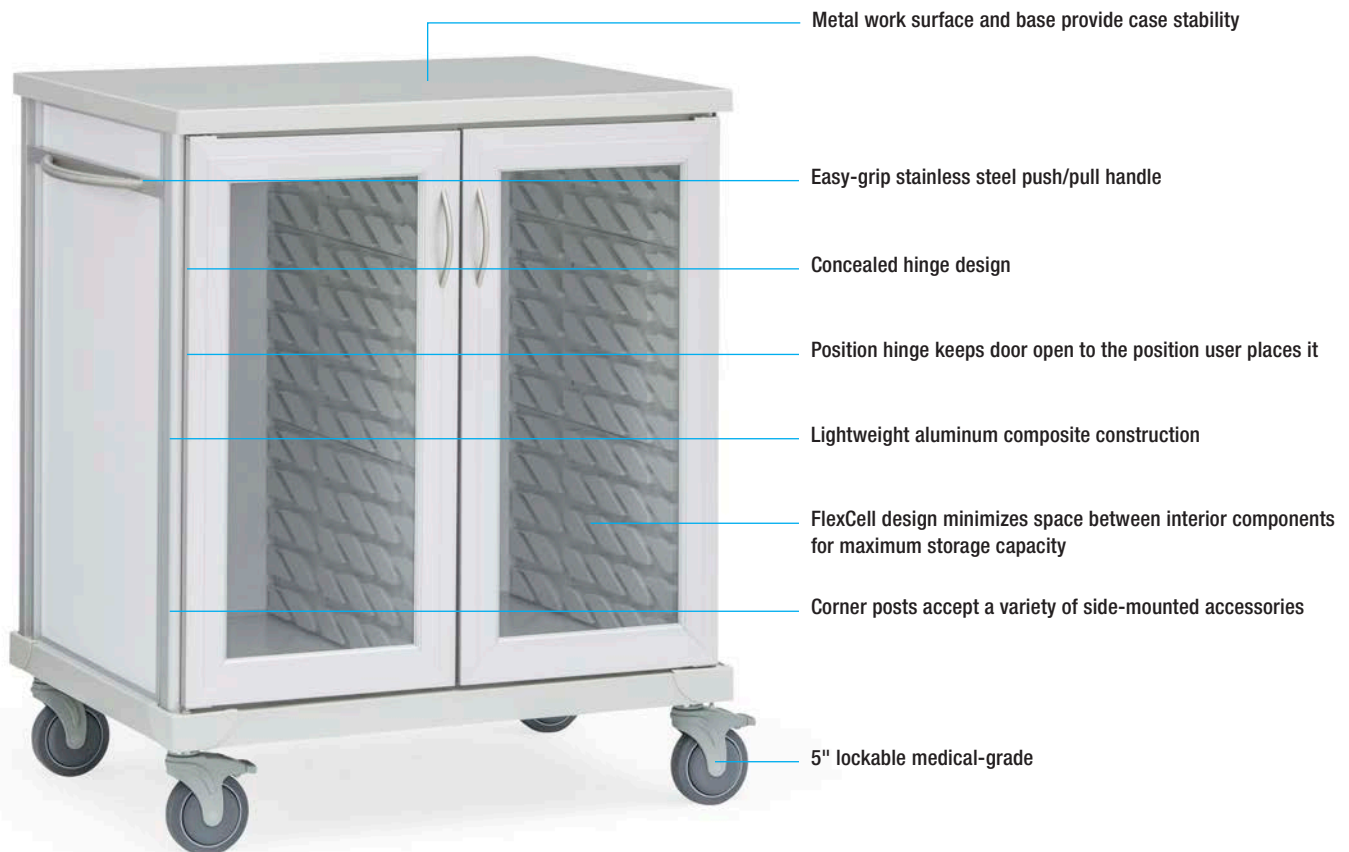


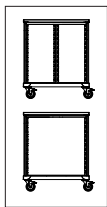
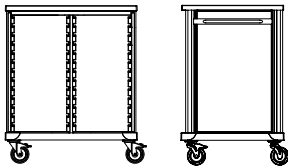
Roam 2 Counter-Height Supply Cart with Glass Doors (SR2CG)

Roam carts are lightweight and easy to maneuver. The FlexCell design and system of interior components adapt to the specific supply and procedure storage needs of departments throughout a healthcare facility.

The Roam 2 cart comes with two lockable tempered glass doors, two interior compartments, a metal work surface, and in a Soft White powder-coated paint finish.



Roam 2 Counter-Height Supply Cart with Glass Doors (SR2CG)



Compartment configurations

Materials and Finishes

Base and top structure: **Powder-coated steel**

Corner extrusions: **Clear anodized aluminum**

Corner bumpers and corner trim: **Thermoplastic polymer (ABS plastic)**

FlexCell panels: **Thermoplastic polymer (ABS plastic)**

Hinges: **Steel**

Door pulls: **Dull chrome-plated steel**

Push handles: **Stainless steel**

Glass doors: **Clear anodized aluminum and tempered glass**

Casters: **Nylon and steel**

Dimensions (nominal)

Exterior: **37.5" w x 28.75" d x 44.25" h**

Interior: **31.75" w x 23.75" d x 32.75" h**

Weight: **155 lbs**

Interior Configuration: **26 FlexCells, 13 per compartment**

Options

- With or without center column
- Electronic or keyed lock
- Interior and side-mounted exterior accessories
- Five paint colors and range of laminates



solaire
MEDICAL

Storage solutions for healthcare

Solaire Medical | P.O. Box 2808 | Grand Rapids, Michigan 49501
888-435-2256 phone | 616-743-5944 fax | solairemedical.com

© 2018 Solaire Medical, Grand Rapids, MI 49501
© InnerSpace is a registered trademark of Solaire Medical, Grand Rapids, MI 49501
0918